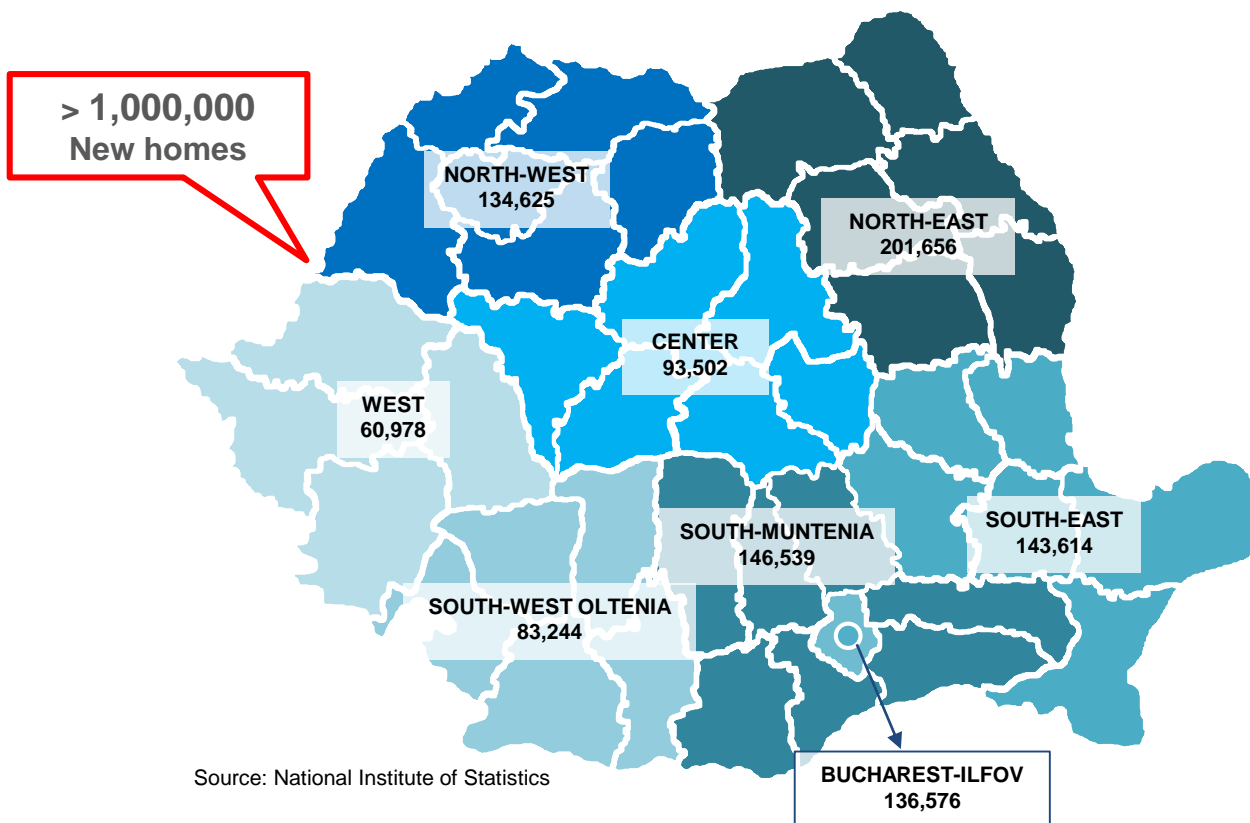


# ROMANIA

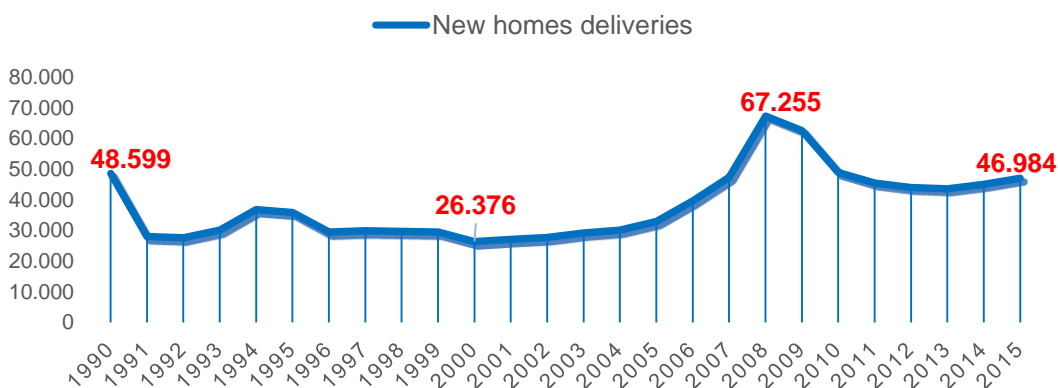
## NEW RESIDENTIAL UNITS DELIVERED BY REGION (1990 – Q1 2016)



### TOP REGIONS BY DELIVERIES

Ranking	REGION	Deliveries 1990 – Q1 2016	TOTAL Population
1	NORTH - EAST	201,656	3,269,598
2	SOUTH - MUNTENIA	146,539	3,061,286
3	SOUTH - EAST	143,614	2,492,352
4	BUCHAREST - ILFOV	136,576	2,284,200
5	NORTH - WEST	134,625	2,585,543
6	CENTER	93,502	2,350,147
7	SOUTH - WEST OLTENIA	83,244	2,015,766
8	WEST	60,978	1,811,755
	<b>TOTAL</b>	<b>1,000,734</b>	<b>19,870,647</b>

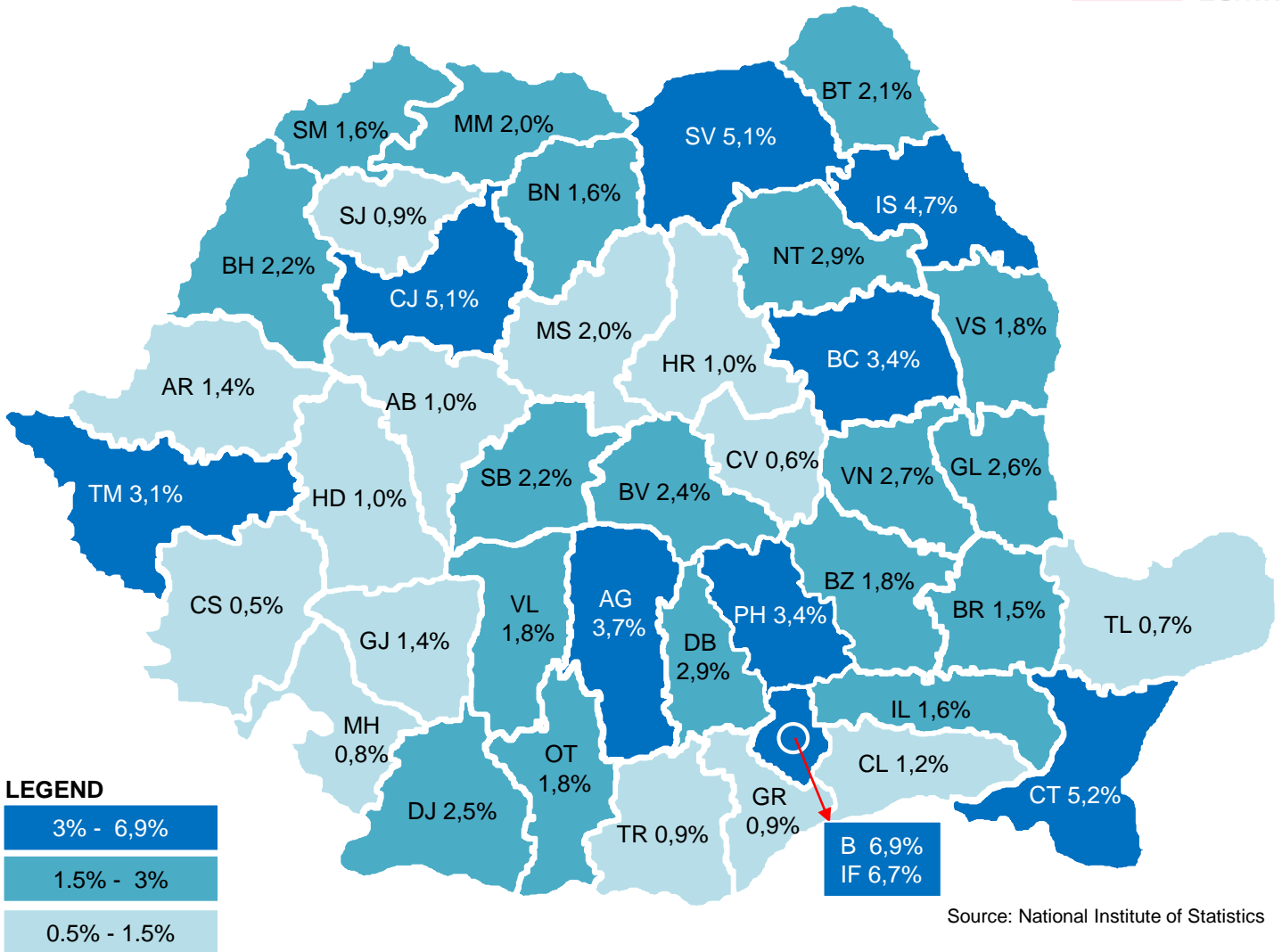
### NEW HOMES DYNAMIC (1990 – 2015)



Source: National Institute of Statistics

# ROMANIA

## NEW RESIDENTIAL UNITS DISTRIBUTION BY COUNTY (1990 – 2015)



### TOP 10 COUNTIES BY DELIVERIES

Ranking	County	Deliveries 1990 - 2015
1	Bucharest	68,435
2	Ilfov	66,034
3	Constanta	51,293
4	Suceava	50,848
5	Cluj	50,394
6	Iasi	46,321
7	Arges	36,661
8	Bacau	33,932
9	Prahova	33,857
10	Timis	30,812
42	Caras-Severin	5,185

Source: National Institute of Statistics

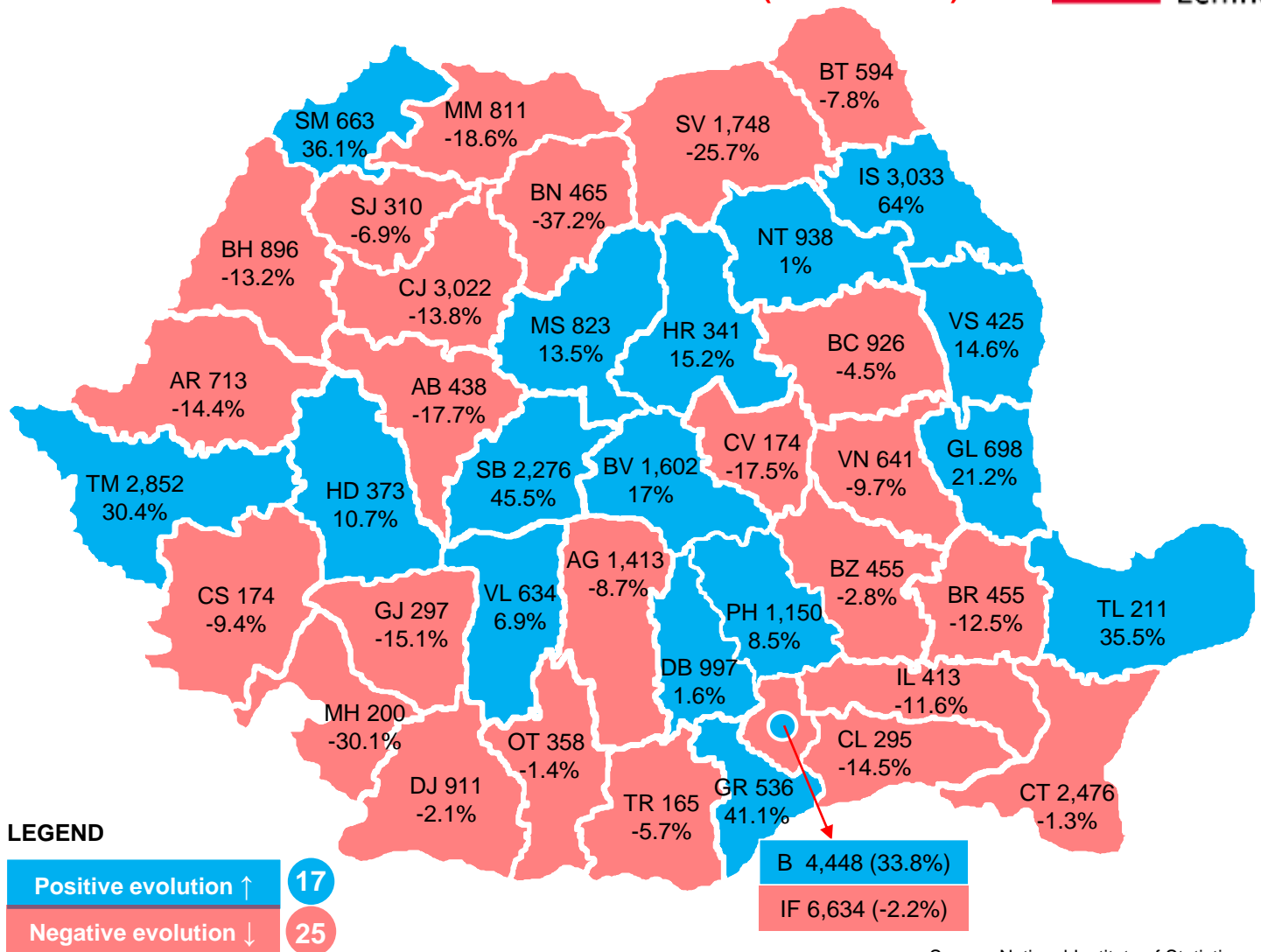
### TOP 10 COUNTIES BY NEW HOMES IN TOTAL STOCK

Ranking	County	% of New homes in total stock
1	Ilfov	38.5
2	Suceava	19.0
3	Constanta	17.9
4	Vrancea	16.8
5	Cluj	15.5
6	Iasi	14.6
7	Ialomita	14.0
8	Bistrita - Nasaud	13.7
9	Dambovita	13.5
10	Arges	13.2
32	Bucharest	8.0
42	Caras-Severin	3.8

Source: National Institute of Statistics

# ROMANIA

## NEW RESIDENTIAL UNITS – DELIVERIES & EVOLUTION (2015 vs. 2014)



Source: National Institute of Statistics

### 2015 TOP 10 DELIVERIES BY COUNTY

Ranking	County	Deliveries 2015
1	Ifov	6,634
2	Bucharest	4,448
3	Iasi	3,033
4	Cluj	3,022
5	Timis	2,852
6	Constanta	2,476
7	Sibiu	2,276
8	Suceava	1,748
9	Brasov	1,602
10	Arges	1,413
42	Teleorman	165

Source: National Institute of Statistics

### 2015 TOP MOST DYNAMIC COUNTIES

Ranking	County	Dynamic 2015 vs. 2014	Deliveries 2015
1	Iasi	64%	3033
2	Sibiu	46%	2276
3	Giurgiu	41%	536
4	Satu Mare	36%	663
5	Bucuresti	34%	4448
6	Tulcea	34%	211
7	Timis	30%	2852
8	Galati	21%	698
9	Brasov	17%	1602
10	Harghita	15%	341
42	Mehedinti	-30%	200

Source: National Institute of Statistics